

Customizing Pardot Form Behavior with Javascript

Intermediate | Industry



Karin Tracy
FIONTA



About

Fíonta

- Salesforce.org Premium Partner - Salesforce partner since 2006
- 20+ year history working with nonprofits, foundations, and associations
- Expertise in NPSP, Pardot, Experience Cloud, Fonteva (AMS built on Salesforce)
- Remote-first company with 61 employees (we're hiring!)
- Women-owned, majority-women
- Great Place to Work (officially, not just anecdotally!)

Karin Tracy

- VP, Marketing at Fíonta
- Pardot Consultant and Specialist
- Celebrating 10-year anniversary with Fíonta in Jan '22
- Live in downtown Los Angeles with my husband (a Pardot consultant!), two pugs, and two tabby cats
- Popcorn enthusiast, crafter - rarely at the same time



Let's Set the Stage

LeadingAge


LeadingAge represents more than 5,000 nonprofit aging services providers and other mission-minded organizations that touch millions of lives every day. A member-based association, LeadingAge has 38 state partners and uses applied research, advocacy, education, and community-building to make America a better place to grow old.



Business Case

Existing process:

- 1 Marketo form
- Embedded on multiple pages of LeadingAge's Member Community
- On submission, form redirect to different URL based on referring page
- Member downloads unique resource



Business Case

Alternate example:

- Crafting website has three sections - knitting, sewing, and embroidery
- Each section has multiple projects
- Every project has a PDF pattern download
- Users fill out one form to download desired pattern
- On completion, they are taken to a page with the PDF pattern they want
- On the back end, both total form completions and downloads of individual patterns can be measured



Without Javascript

LeadingAge would have needed to create and maintain...

40

Pardot forms



“

Um, no thanks.

- Everyone involved in this project

”



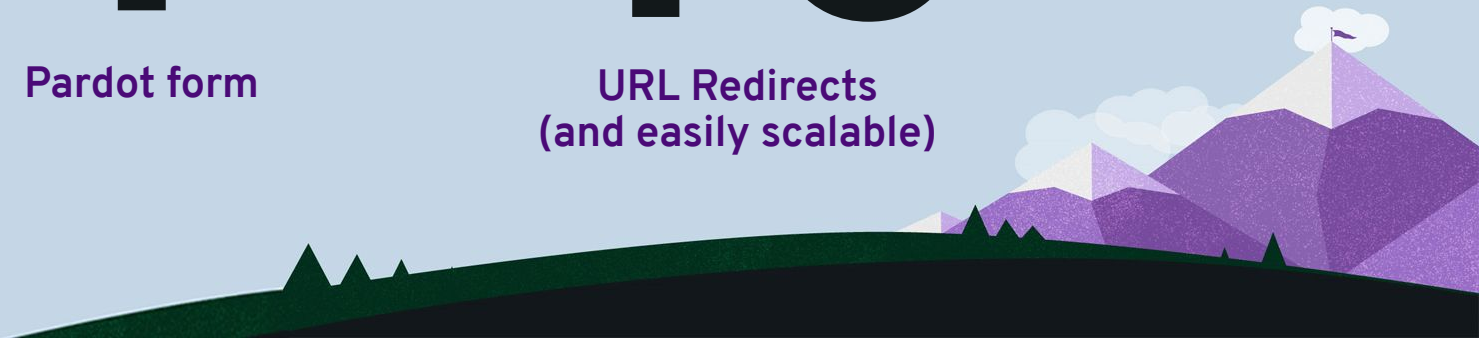
With Javascript

Cue sounds of magic and delight

1 40

Pardot form

URL Redirects
(and easily scalable)



The deets

“The truth of the story lies in the details”

Form Builder Interface:

- Company Email (a) *
- Organization Name *
- Phone Number *
- For Profit?
- Link to use (a) (hidden)

Buttons: < Previous, Next >, Confirm & Save

+ Add New Field

Added a hidden field to the form

- Mapped to Custom Field on Prospect Record called Link_To_Use
- Script populates hidden field with URL of embedded form page

Link to use (a) (hidden)



The code

“Simplicity is the soul of efficiency”

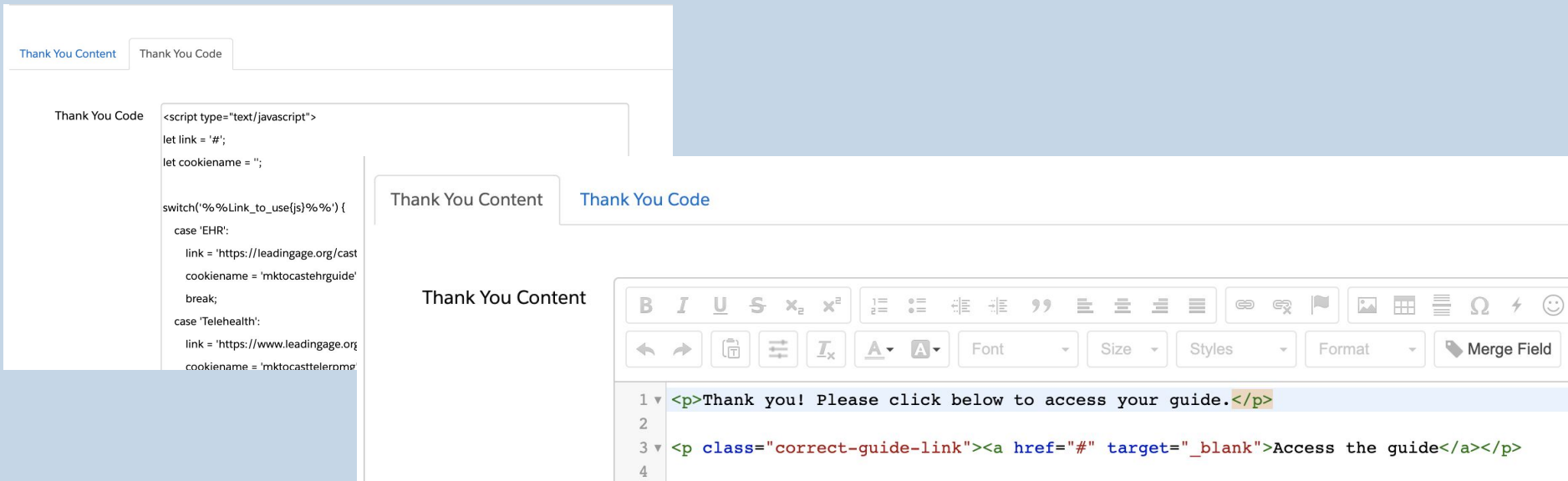
Thank You Code

```
<script type="text/javascript">  
let link = '#';  
let cookiename = "";  
  
switch('%Link_to_use{js}%') {  
  case 'EHR':  
    link =  
'https://leadingage.org/cast-ehr-interactive-guide';  
    cookiename = 'mktocastehrguide';  
    break;
```

```
if (cookiename != "") {  
  var now = new Date();  
  now.setFullYear(now.getFullYear() + 1);  
  document.cookie = cookiename + '=1;expires=' +  
now.toGMTString() + ';path=/;domain=.leadingage.org;';  
}  
  
document.querySelector('.correct-guide-link  
a').setAttribute("href", link);  
</script>
```

The pictures

Because there's no room for 1,000 words...



Thank You Content Thank You Code















Thank You Code







```
<script type="text/javascript">
let link = '#';
let cookiename = '';

switch('%Link_to_use(s)%') {
case 'EHR':
link = 'https://leadingage.org/cast
cookiename = 'mktocastehrguide'
break;
case 'Telehealth':
link = 'https://www.leadingage.org
cookiename = 'mktocastelerom'
```

Thank You Content Thank You Code

Thank You Content

B I U S x₂ x²              

       Font Size Styles Format Merge Field


```
1 <p>Thank you! Please click below to access your guide.</p>
2
3 <p class="correct-guide-link"><a href="#" target="_blank">Access the guide</a></p>
4
```

Prospect record - custom field data

Record and reuse

[Link to use](#) seltoolmed

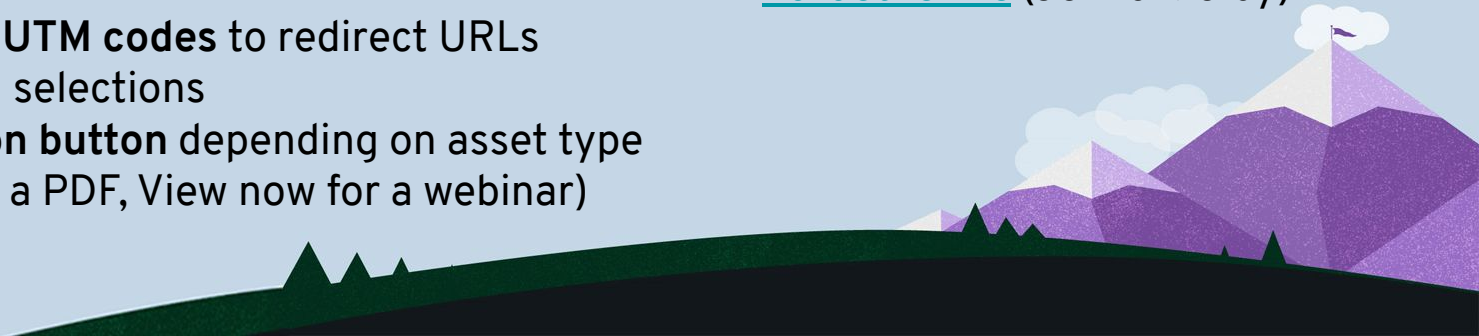
- Engagement path (send survey about resource, use form completion and custom field as criteria)
- Build lists for each area of interest
- Automation rule to add tag based on field data
- Send notifications to Users when field is populated
- Adjust score or grade based on data in field



Other Javascript applications

“Javascript is the duct tape of the internet”

- **Change Thank You message** to display alternate versions depending on grade, score, referring URL, other known data
- **Change redirect URL** based on varying field input
- **Add different UTM codes** to redirect URLs based on form selections
- **Change text on button** depending on asset type (Download for a PDF, View now for a webinar)
- [Single form, multiple completion actions](#) (The Spot for Pardot)
- [Add placeholder text within Pardot forms](#) (Jenna Molby)



Thanks for listening!



[_fionta](#)



[linkedin.com/company/
fionta](https://www.linkedin.com/company/fionta)

Visit Fíonta on social, at www.fionta.com, or
contact me directly at ktracy@fionta.com



Thank You To Our Sponsors

TITLE SPONSORS



SERCANTE

PLATINUM SPONSORS



feedotter

SAASCEND



terminus



GetFeedback™



QUALIFIED

GOLD SPONSORS

velir

THE SPOT
FOR PARDOT by SERCANTE

SILVER SPONSORS

FIONTA

CLOUDTEGIC