

Fancy Things with Query Strings

Intermediate | Admin




Brandon Walton
Cypress Learning Solutions



Speaker Agenda

What's going on here?

Time	Agenda	Extra Info
9:55-10:00	Welcome	Who's in the room?
10:00-10:10	What is a Query String?	Web browsing 101
10:10-10:30	Using Query Strings with Pardot	POST to Pardot
10:30-10:50	WebHooks & Special Sauce	Magic is out there



Welcome Poll!

Let's get to know each other





What is a Query String?

Understanding the basic principles of how web browsing works

What is a Query String?

A **query string** is part of a **uniform resource locator (URL)** that assigns values to specific parameters. A query string commonly includes fields added to a base URL by a Web browser or other client application, for example part of an HTML form.

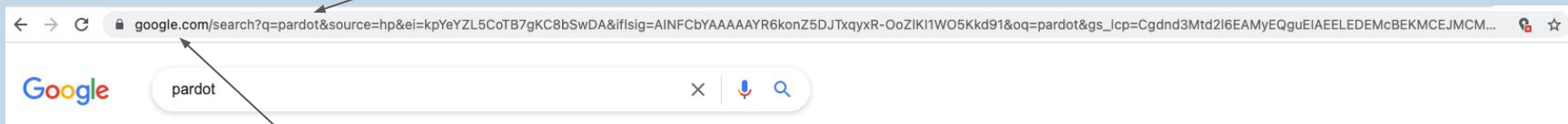
(source: https://en.wikipedia.org/wiki/Query_string)



URL Anatomy 101: What's in the Bar

It's really not that scary!

Anything after the '?' is part of the 'query string'



The first part of the URL is the server



Give it a Shot!

1. In your Web browser, type: <https://google.com/search?q=>
2. Enter your 'search' directly into the address bar.
3. What do you see?

Query Strings in Salesforce

Can you spot the Query string
when we click to 'create' or
'edit a record'?



Browser address bar: <https:// Pardot.com/ct/0032E00002mGvumQAC/edit?backgroundContext=%2Fflightning%2Fr%2FContact%2F0032E00002mGvumQAC%2Fview&count=2>

Search bar: All | Search: **brandon walton**


Edit Test User Walton Brandon

Contact Owner	Phone
Brandon Walton	<input type="text"/>
Contact Record Type	Mobile
Customer	<input type="text"/>
* Name	Email
Salutation	<input type="text" value="test@test.com"/>
--None--	
First Name	
<input type="text" value="Test User"/>	
* Last Name	Reports To
<input type="text" value="Walton Brandon"/>	<input type="text" value="Search Contacts..."/>
* Account Name	Email Opt Out
PPMGS	<input type="checkbox"/>
Title	Pardot Stakeholder
<input type="text"/>	<input type="checkbox"/>
Account Management Page	Salesforce Stakeholder
PPMGS Account Tracking Page	<input type="checkbox"/>
<i>This field is calculated upon save</i>	
Auqlo Account (Do Not Contact) ⓘ	
<input type="checkbox"/>	
<i>This field is calculated upon save</i>	
Left Company ⓘ	

Buttons:

Types of Requests

- **GET Request:** When we make a GET request, we are asking the browser to ‘Bring’ us information from another computer. When we are browsing the web, we are making GET request to the URL in our address bar.
- **POST Request:** When we SUBMIT information, we are ‘Sending’ information to another computer. When we submit a form, we are making a POST to a location, typically the ‘action=’ portion of the form



A Few Fancy Things: Batch #1

This is a fancy Query String. What do you think it does?

<https://cdn.statically.io/img/ninjaforms.com/wp-content/uploads/2016/10/Use-Merge-Tags-in-a-Redirect.png?w=926&quality=70&f=auto>

1. How many Parameters are part of this Query?
2. What are the Parameters, and what do you think they do?
3. Using your address bar, Change some of the values in the Query String - what happens?
4. What kind of benefits would come from using this?



Using Query Strings with Pardot

Pardot + Query Strings (it's like magic)



Forms

Query Strings can be used to pre-populate your forms with information





A Few Fancy Things: Batch #2

Supercharging our Marketing Attribution with Query Strings:

Let's visit a Pardot form:

<https://info.cypresslearning.com/l/698803/2021-03-29/5p8hnl>

Now, let's visit the form again with some query string variations:

- <https://info.cypresslearning.com/l/698803/2021-03-29/5p8hnl?source=facebook>
- <https://info.cypresslearning.com/l/698803/2021-03-29/5p8hnl?source=instagram>
- <https://info.cypresslearning.com/l/698803/2021-03-29/5p8hnl?source=tiktok>

1. How do the query string variations differ from the original form url?
2. What kind of benefits would come from using this?

Landing Pages

Query Strings can be used to pre-populate your Landing Page forms with information





A Few Fancy Things: Batch #3

Does it work with Landing Pages? Yep. Let's check it out:

Let's visit a Pardot Landing Page:

<https://go.trailhead.guide/trailhead-discount-opt-in>

Now, let's visit the page again with some query string variations:

- <https://go.trailhead.guide/trailhead-discount-opt-in?company=Cypress>
- <https://go.trailhead.guide/trailhead-discount-opt-in?email=brandon@cypresslearning.com&company=Cypress>

1. How do the query string variations differ from the original form url?
2. What kind of benefits would come from using this?

Form Handlers

Query Strings can be used to pre-populate your form handlers with information

(more on this later...)





Webhooks & Special Sauce

Can you taste it?





#PARDREAMIN2021 |
@PARDREAMIN

If your Company is on Pardot GROWTH

No Pardot API - NO WORRIES!



Did you know that Form Handlers work as a great 'API' solution?

```
https://go.pardot.com/l/698803/this-is-not-real-/77klsh?email={{email}}
```



Form Handler 'Edge' Cases/Creative Usages:

- Create personalized Experiences from Email links
- Use Pardot with tools like Zapier using Webhooks (without needing the Pardot API)
- ...and!





Selective Sync with Salesforce

Process Builder - Send to Pardot

← Back To Setup ? Help

Expand All Collapse All View All Processes Clone View Properties Deactivate Read Only ⓘ

```
graph TD; Start(( )) --> D1{Email is Updated}; D1 -- TRUE --> I1[IMMEDIATE ACTIONS]; I1 --> A1[Send to Pardot]; I1 --> S1((STOP)); D1 -- FALSE --> D2{+ Add Criteria}; D2 -- TRUE --> I2[IMMEDIATE ACTIONS]; I2 --> A2[+ Add Action]; I2 --> S2((STOP)); D2 -- FALSE --> S3((STOP));
```

Call Apex

Action Name * ⓘ
Send to Pardot

Apex Class * ⓘ
WebHooksbyCypress

Set Apex Variables

Field *	Type *	Value *
var	Formula	'https://go.pardot.com/l/69880... 3/2521-33-13/77klish?email=' + [Lead].Email

Save Cancel

Edit Formula

FormHandler 

* Data Type 

Text

* Formula

Insert a resource...



'https://go.pardot.com/l/698803/2021-06-10/7711sh?email='&{!\$Record.Email}'

Cancel

Done

[Select Elements](#)

Auto-Layout (Beta)



Version 1: Active—Last modified a month ago

[Run](#)[Debug](#)[Deactivate](#)[Save As](#)[Save](#)

Toolbox

Manager

[New Resource](#)

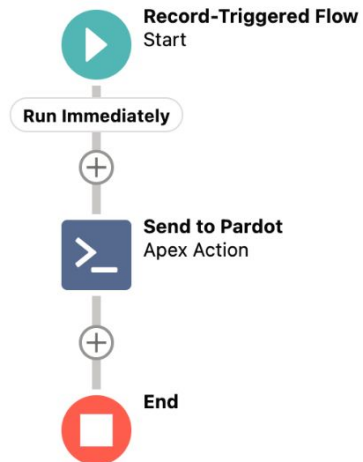
RESOURCES

✓ Formulas (1)

Aa [FormHandler](#) >

ELEMENTS

✓ Apex Action (1)

[Send_to_Pardot](#) >



Flow Builder SendToPardotFlow - V1

Select Elements Auto-Layout (Beta) Version 1: Active—Last modified a month ago Run Debug Deactivate Save As Save

Choose Object

Choose the object whose records trigger the flow to run when they're created or updated.

Object:

Condition Requirements: All Conditions Are Met (AND)

Field	Operator	Value
Email	Does Not Equal	Empty String (Not Null)
Subscriber__c	Equals	True

+ Add Condition

Cancel Done



Flow Builder SendToPardotFlow - V1

Select Elements Auto-Layout (Beta) Version 1: Active—Last modified a month ago Run Debug Deactivate Save As Save

Toolbox

Manager

Search this flow... New Resource

RESOURCES

- Formulas (1)
 - FormHandler

ELEMENTS

- Apex Action (1)
 - Send_to_Pardot

Record-Triggered Flow Start

Run Immediately

Edit "WebHooksbyCypress" Apex action

Use values from earlier in the flow to set the inputs for the "WebHooksbyCypress" Apex action. To use its outputs later in the flow, store them in variables.

Send to Pardot (Send_to_Pardot)

Set Input Values

A_a url

Include

Cancel Done



Flow Builder SendToPardotFlow - V1

Select Elements Auto-Layout (Beta) Version 1: Active—Last modified a month ago Run Debug Deactivate Save As Save

Toolbox

Manager

Search this flow... New Resource

RESOURCES

- Formulas (1)
 - FormHandler

ELEMENTS

- Apex Action (1)
 - Send_to_Pardot

Record-Triggered Flow Start

Run Immediately

Edit Formula

FormHandler

* Data Type ?

Text

* Formula

Insert a resource... Q

```
'https://go.pardot.com//698803/2021-08-13/77klsh?email='&{!$Record.Email}
```

Cancel Done



<https://info.cypresslearning.com/selective-sync>

PROMO: PARDREAMIN21

Thanks for listening!



@WaltonForce



brandonkwalton

You can find me on the social media links above
or hit me up at brandon@cypresslearning.com



Thank You To Our Sponsors

TITLE SPONSORS



SERCANTE

PLATINUM SPONSORS



feedotter

SAASCEND



terminus



GetFeedback™



QUALIFIED

GOLD SPONSORS

velir

THE SPOT
FOR PARDOT by SERCANTE

SILVER SPONSORS

FIONTA

CLOUDTEGIC